

Civic leadership - Citizens' Panel results January 2014



The January 2014 Citizens Panel questionnaire was sent to 2104 Citizens' Panel members. In total 1013 people responded, a 48% response. The 'Base' in each table is the number of respondents to that question.

Summary

- **Statements the panel agreed with most were:**
The city of Bristol has visible leadership (69% agree, 17% disagree).
The leadership of the Council has a vision for the City (46% agree, 21% disagree).
- **Statements the panel agreed with least were:**
Decisions are made in a timely way by the Council (15% agree, 41% disagree)
I trust the Council to make good decisions (23% agree, 48% disagree)
- **The panel most agree that the current leadership can influence decision making of:**
The voluntary sector (49% agree, 17% disagree)
Other local public service providers (45% agree, 26% disagree)
- **The panel least agree that the current leadership can influence decision making of:**
Central government (17% agree, 60% disagree)
- **The majority of panellists thought all the things on the list were important priorities for the role of Mayor. The most important being:**
Win resources for the city (97% important, 1% unimportant)
Promote the city (96% important, 2% unimportant)
Articulate a vision for the city (93% important, 3% unimportant)
- **Items that were slightly less important (but still important to the majority) were:**
Address issues that are outside the council's formal responsibilities (62% important, 14% unimportant)
- The majority of the panel thought it important for the Mayor to develop partnerships with all of the groups on the list: Central government, other local public service providers, neighbouring authorities, business and the voluntary sector.
- **The majority of Citizens' Panel respondents agree that a directly elected Mayor has:**
Ensured the interests of Bristol are better represented (54% agree, 25% disagree)
Improved the leadership of the City (54% agree, 24% disagree)
- **Citizens' Panel respondents least agree that a directly elected Mayor has:**
Ensured my views are better represented (27% agree, 37% disagree)
Improved public confidence in decision making in the city (34% agree, 39% disagree)

Please tell us whether you agree or disagree with the following statements.

	Total	Strongly agree	Tend to agree	Neither agree or disagree	Tend to disagree	Strongly disagree	Don't know
The city of Bristol has visible leadership	963	237	424	132	113	48	9
		25%	44%	14%	12%	5%	1%
The leadership of the Council has a vision for the city	954	133	404	179	132	67	39
		14%	42%	19%	14%	7%	4%
There are many opportunities to get involved in decision-making in important affairs in the city	958	54	262	275	222	100	45
		6%	27%	29%	23%	10%	5%
City wide views are well represented by the Council	961	18	210	299	255	115	64
		2%	22%	31%	27%	12%	7%
It is clear who is responsible for making decisions at the Council	958	91	275	201	253	110	28
		9%	29%	21%	26%	11%	3%
I trust the Council to make good decisions	962	30	188	266	266	192	20
		3%	20%	28%	28%	20%	2%
Decisions are made in a timely way by the Council	953	10	138	326	247	144	88
		1%	14%	34%	26%	15%	9%
It is clear who people should approach if they are not happy with local issues	964	50	279	174	292	129	40
		5%	29%	18%	30%	13%	4%
Ward councillors provide an effective check on Council leadership	959	25	163	319	188	110	154
		3%	17%	33%	20%	11%	16%
The leadership of the Council ensures that Council services are responsive to local people's needs	960	28	206	312	224	134	56
		3%	21%	33%	23%	14%	6%
The needs of my community are well represented in decision-making in the city	961	20	196	318	233	147	47
		2%	20%	33%	24%	15%	5%

Statements the panel agreed with most were:

The city of Bristol has visible leadership (69% agree, 17% disagree).

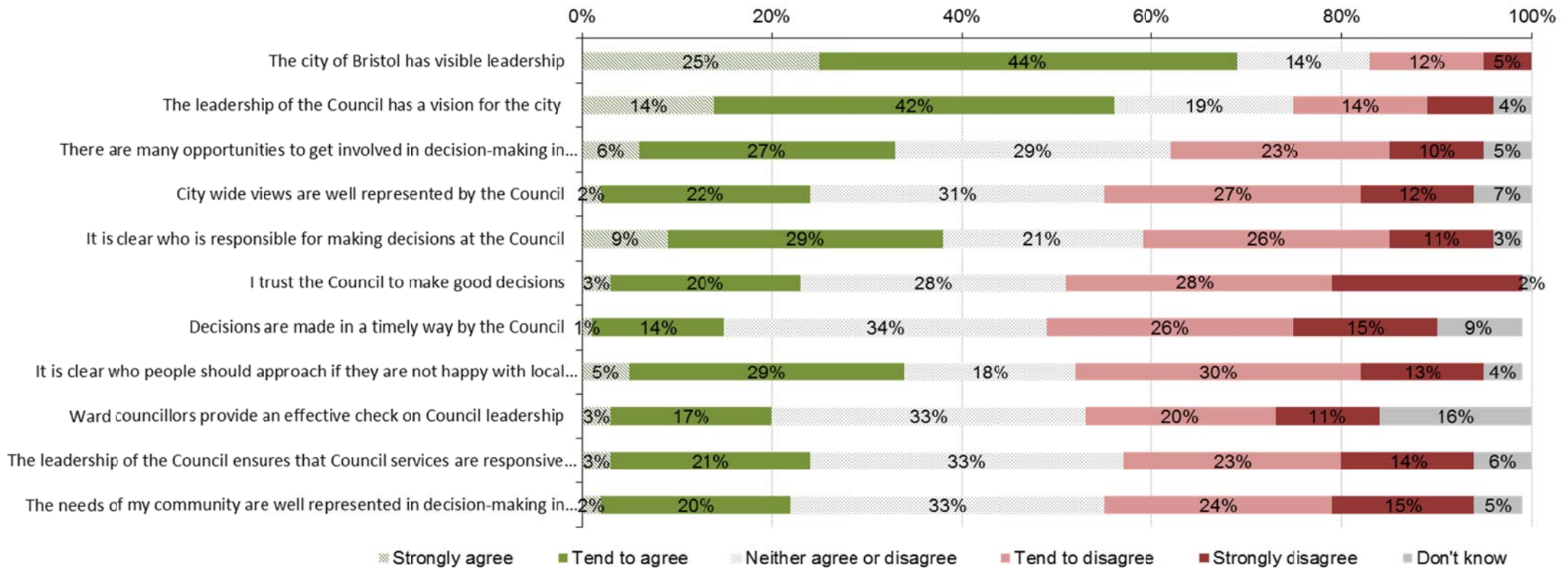
The leadership of the Council has a vision for the City (46% agree, 21% disagree).

Statements the panel agreed with least were:

Decisions are made in a timely way by the Council (15% agree, 41% disagree)

I trust the Council to make good decisions (23% agree, 48% disagree)

Please tell us whether you agree or disagree with the following statements.



To what extent do you agree or disagree that the current leadership of the council can influence the decision making of:

	Total	Strongly agree	Tend to agree	Neither agree or disagree	Tend to disagree	Strongly disagree	Don't know
Central government	954	22	140	170	348	231	43
		2%	15%	18%	36%	24%	5%
Other local public service providers	956	42	395	228	177	68	46
		4%	41%	24%	19%	7%	5%
Neighbouring authorities	951	28	267	269	230	99	58
		3%	28%	28%	24%	10%	6%
Business interests	954	49	374	236	168	79	48
		5%	39%	25%	18%	8%	5%
The voluntary sector	956	51	411	253	109	62	70
		5%	43%	26%	11%	6%	7%

The panel most agree that the current leadership can influence decision making of:

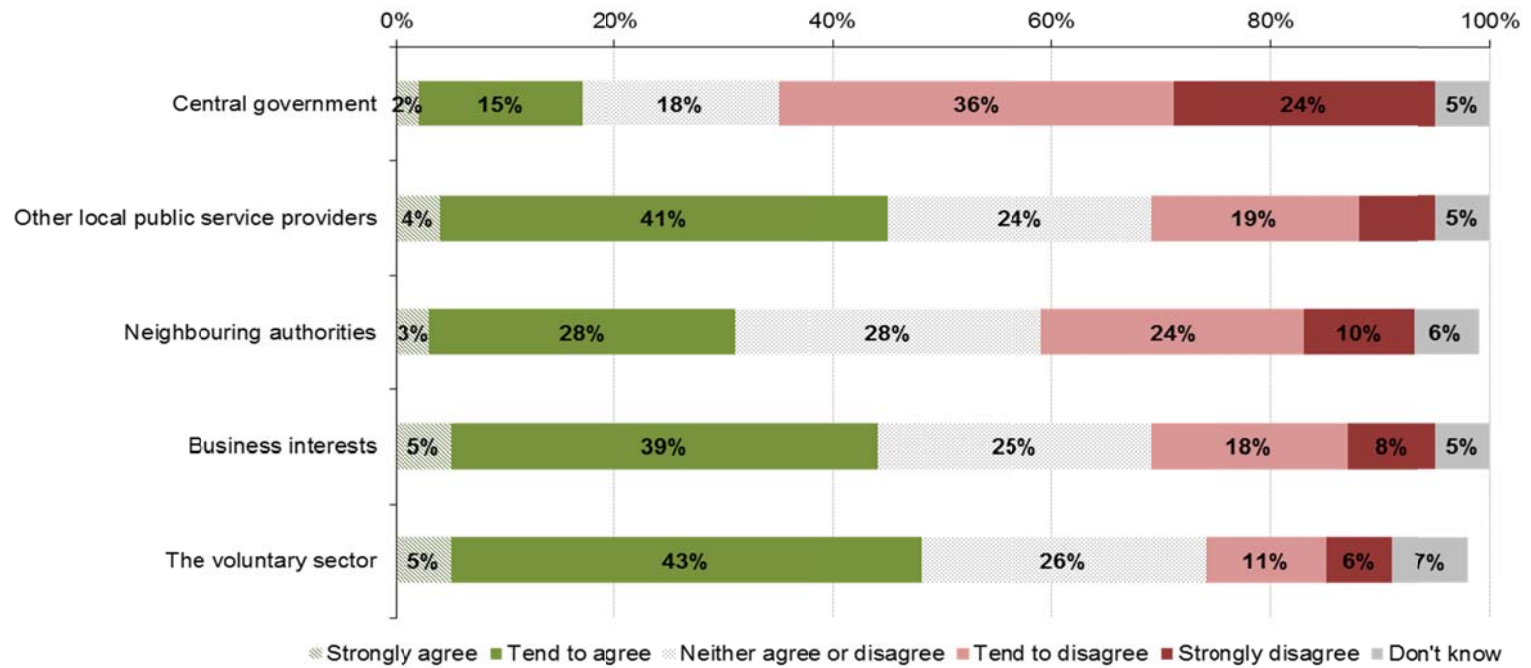
The voluntary sector (49% agree, 17% disagree)

Other local public service providers (45% agree, 26% disagree)

The panel least agree that the current leadership can influence decision making of:

Central government (17% agree, 60% disagree)

To what extent do you agree or disagree that the current leadership of the council can influence the decision making of:



We'd like to know what you think the priorities should be for the mayor and how he should undertake his role. How important is it for the directly elected mayor to:

	Total	Very important	Fairly Important	Neither important or unimportant	Fairly Unimportant	Not important at all	Don't know
Articulate a vision for the city?	936	587	275	35	23	12	4
		63%	29%	4%	2%	1%	0%
Promote the city?	943	695	211	16	11	8	2
		74%	22%	2%	1%	1%	0%
Win resources for the city?	934	725	182	17	6	3	1
		78%	19%	2%	1%	0%	0%
Address issues that are outside the Council's formal responsibilities?	940	212	371	213	81	44	19
		23%	39%	23%	9%	5%	2%
Generate local support for Council policies?	941	284	392	175	57	23	10
		30%	42%	19%	6%	2%	1%
Have a high profile?	941	358	321	144	75	40	3
		38%	34%	15%	8%	4%	0%
Be accessible to citizens?	945	603	280	35	18	6	3
		64%	30%	4%	2%	1%	0%
Keep party politics in the background?	945	479	270	106	48	35	7
		51%	29%	11%	5%	4%	1%
Work well with local councillors?	946	616	272	39	10	7	2
		65%	29%	4%	1%	1%	0%

The majority of panellists thought all the things on the list were important priorities for the role of Mayor.

Win resources for the city (97% important, 1% unimportant)

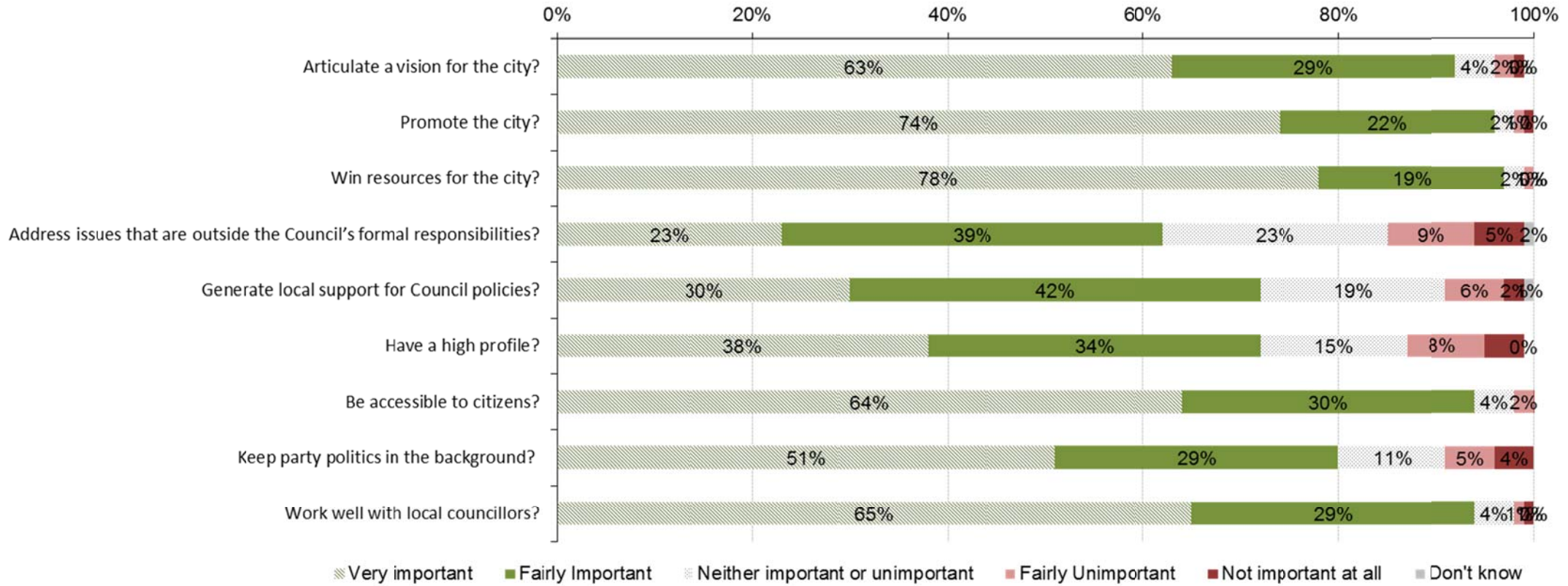
Promote the city (96% important, 2% unimportant)

Articulate a vision for the city (93% important, 3% unimportant)

Items that were slightly less important (but still important to the majority) were:

Address issues that are outside the council's formal responsibilities (62% important, 14% unimportant)

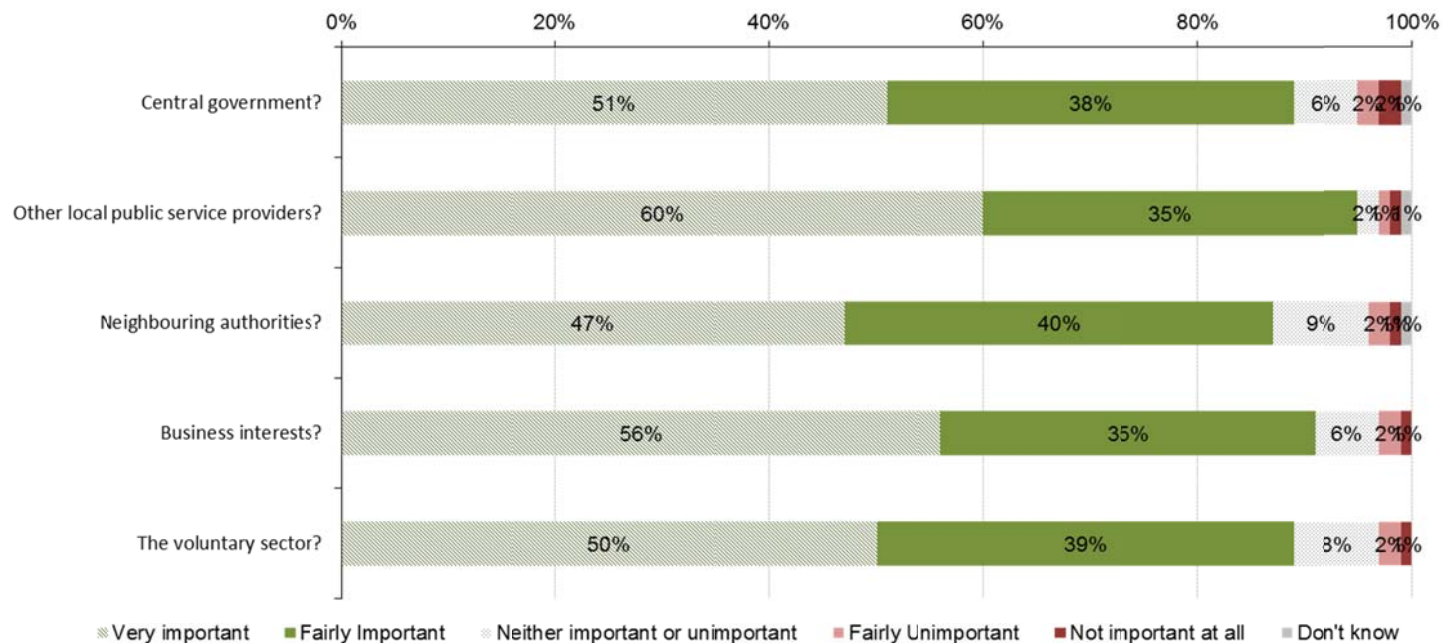
We'd like to know what you think the priorities should be for the mayor and how he should undertake his role. How important is it for the directly elected mayor to to:



How important is it for the directly elected Mayor to develop partnerships with:

		Very important	Fairly Important	Neither important or unimportant	Fairly Unimportant	Not important at all	Don't know
Central government	939	479	357	60	19	15	9
		51%	38%	6%	2%	2%	1%
Other local public service providers	941	569	329	23	7	7	6
		60%	35%	2%	1%	1%	1%
Neighbouring authorities	942	443	375	88	18	12	6
		47%	40%	9%	2%	1%	1%
Business interests	939	525	326	52	15	11	10
		56%	35%	6%	2%	1%	1%
The voluntary sector	939	467	363	72	19	8	10
		50%	39%	8%	2%	1%	1%

The majority of the panel thought it important for the Mayor to develop partnerships with all of the groups on the list.



We would like to know what you think the impact of having a directly elected mayor in Bristol has been. How much do you agree or disagree with the following statements? The introduction of a directly elected Mayor has:

		Strongly agree	Tend to agree	Neither agree or disagree	Tend to disagree	Strongly disagree	Don't know
Improved the leadership of the city	929	191	309	182	109	112	26
		21%	33%	20%	12%	12%	3%
Ensured my views are better represented	928	71	176	305	187	162	27
		8%	19%	33%	20%	17%	3%
Ensured the interests of Bristol are better represented	927	176	321	174	121	113	22
		19%	35%	19%	13%	12%	2%
Improved decision-making in the city	929	138	246	216	152	124	53
		15%	26%	23%	16%	13%	6%
Improved public confidence in decision-making in the city	928	99	211	226	193	163	36
		11%	23%	24%	21%	18%	4%
Made it easier to review the performance of the Council	925	75	209	306	148	109	78
		8%	23%	33%	16%	12%	8%
Increased the drive for service improvement in the city	926	105	306	224	141	113	37
		11%	33%	24%	15%	12%	4%
Created more opportunities for positive change in the city	930	149	305	193	132	127	24
		16%	33%	21%	14%	14%	3%
Improved opportunities for community participation in public affairs	929	118	239	274	127	121	50
		13%	26%	29%	14%	13%	5%

The majority of Citizens' Panel respondents agree that a directly elected Mayor has:

Ensured the interests of Bristol are better represented (54% agree, 25% disagree)

Improved the leadership of the City (54% agree, 24% disagree)

Citizens' Panel respondents least agree that a directly elected Mayor has:

Ensured my views are better represented (27% agree, 37% disagree)

Improved public confidence in decision making in the city (34% agree, 39% disagree)

The introduction of a directly elected Mayor has:

